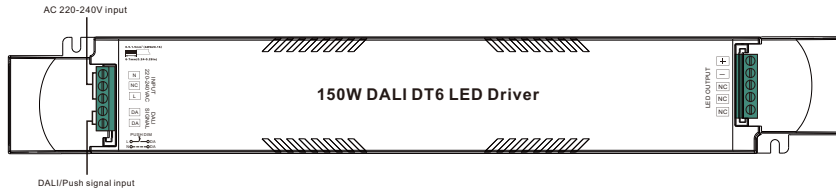


150W DALI DT6 Dimmable LED Driver



Important: Read All Instructions Prior to Installation

Function introduction



Product Data

| | | |
|------------|---------------------------|---|
| Output | LED Channel | 1 Channel |
| | DC Voltage | 48V DC |
| | Max. Current | Max. 3.125A |
| | Voltage Tolerance | ±3% |
| | Rated Power | Max. 150W |
| Input | Voltage Range | 220-240V AC |
| | Frequency Range | 50/60Hz |
| | Power Factor (Typ.) | > 0.98 @ 230VAC |
| | Total Harmonic Distortion | THD ≤ 6% (@ full load / 230VAC) |
| | Efficiency (Typ.) | 93% @ 230VAC full load |
| | AC Current (Typ.) | 0.71A @ 230VAC |
| | Inrush Current (Typ.) | COLD START Max. 46A @ 230VAC |
| | Leakage Current | < 0.5mA /230VAC |
| | Standby Power Consumption | < 0.5W |
| Control | Anti Surge | L-N:2KV |
| | Dimming Interface | DALI DT6 (DALI consumption<2mA)/ Push |
| | Dimming Range | 0.1%-100% |
| | Dimming Method | Pulse Width Modulation |
| | Dimming Curve | Linear/Logarithmic optional |
| Protection | Over Voltage | Yes, remove the fault conditions and re-power the device. |
| | Over Load | Yes, remove the fault conditions and re-power the device. |
| | Short Circuit | Yes, remove the fault conditions and re-power the device. |
| | Over temperature | Yes, remove the fault conditions and re-power the device. |

| | | |
|--------------|--------------------------|--|
| Environment | Working Temp. | -25°C ~ +45°C |
| | Max. Case Temp. | 85°C (Ta= "45°C") |
| | Working Humidity | 10% ~ 95% RH non-condensing |
| | Storage Temp. & Humidity | -40°C ~ +80°C, 10% ~ 95% RH |
| Safety & EMC | Safety Standards | IEC/EN61347-1, IEC/EN61347-2-13 |
| | Withstand Voltage | I/P-O/P: 3.75KVAC |
| | Isolation Resistance | I/P-O/P: 100M Ohms / 500VDC / 25°C / 70% RH |
| | EMC Emission | En55015, EN61000-3-2 Class C, EN61000-3-3 |
| | EMC Immunity | EN61000-4-2,3,4,5,6,8,11, EN614547 |
| Others | MTBF | 191800H, MIL-HDBK-217F @ 230VAC full load and 25°C ambient temperature |
| | Dimension | 365.6*43*30mm (L*W*H) |
| | Warranty | 5 Years |

- Dimmable LED driver, max. output power 150W total
- In compliance with IEC 62386-101:2014, IEC 62386-102:2014, IEC 62386-207 Ed2
- Built-in DALI-2 interface, DALI DT6 device
- 1 channel DC 48V constant voltage output
- High power factor and efficiency
- Built-in DALI interface, DALI DT6 device, each device is controlled via a single DALI address
- PWM dimming, smooth and deep dimming to 0.1%
- Compatible with universal DALI masters that support DT6 commands
- Error report function
- LED Driver has Class A sound ratings per Energy-star regulated
- IP20 rating, suitable for indoor LED lighting applications
- 5 years warranty

Safety & Warnings

- DO NOT install with power applied to the device.
- DO NOT expose the device to moisture.

Operation

1. DALI Address

1 DALI address for 1 channel output are assigned by DALI Master controller automatically, please refer to user manuals of compatible DALI Masters for specific operations.

2. PUSH Dimmer Mode

While connected with a AC PUSH, the driver will be in Push Dimmer Mode, operations under Push Dimmer Mode are as follows:

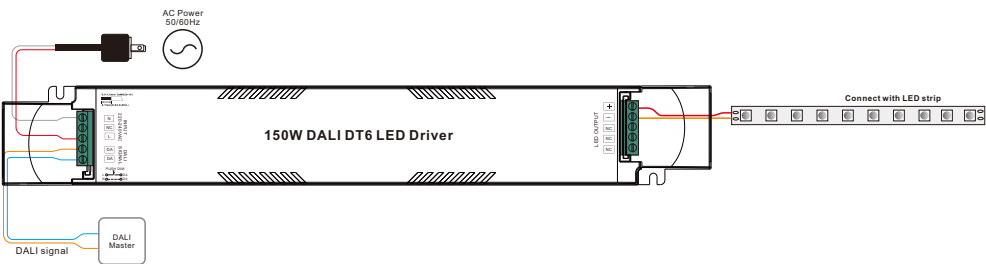
2.1. Click the button to switch ON/OFF

2.2. Press and hold down the button to increase or decrease light intensity to desired level and release it, then repeat the operation to adjust light intensity to opposite direction. The dimming range is from 0.1% to 100%.

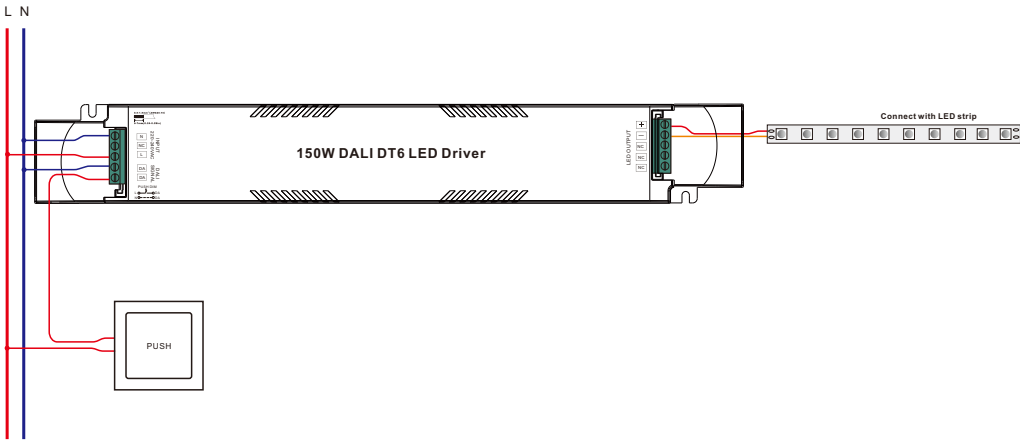
2.3. Memory function after power off or power failure enables the device to memorize the status before power off while power on again.

Wiring diagram

1. With DALI Bus



2. With Push Dim



Product Dimension

